

Reporting year 2023

Childcare and early years provider survey

This is the latest data

Published 14 December 2023

Next update December 2024

Release type [Official statistics](#) 

Receive updates [Sign up for email alerts](#)

Produced by [Department for Education](#)

This release provides information on childcare and early years provision in England from the Department for Education (DfE)'s Survey of Childcare and Early Years Providers (SCEYP).

The SCEYP provides important insights into childcare and early years provision. The DfE commissioned IFF Research and London Economics to conduct the SCEYP in 2023. Fieldwork was carried out between April 2023 and July 2023.

The SCEYP covers group-based providers, school-based providers and childminders.

Group-based providers (identified from the Ofsted register):

Quick links

[Download all data \(zip\)](#)

[Release contents](#)

[Explore data](#)

[Help and support](#)

Related information

[Data guidance](#)

[Pre-release access list](#)

[Contact us](#)

Releases in this series

▶ [View releases \(1\)](#)

Methodologies

[Childcare and early years provider survey](#)

- <https://explore-education-statistics.service.gov.uk/find-statistics/childcare-and-early-years-provider-survey>

Childcare and early years provider survey

Conducted annually

- Group child care providers
- School providers
- Child care minders

Sample size

- 21,200 group-based providers/ 1,043,600 registered*
- 9,700 school-based providers/ 349,600 registered*
- 25,300 childminders/164,900 registered*

Sample size fluctuates by 10% year-to-year

* Ofsted's childcare registry

Survey of Childcare and Early Years Providers 2023

Dear <Contact>

We are inviting <Provider_name> to take part in the Survey of Childcare and Early Years Providers 2023. This major research study is carried out for the Department for Education (DfE) by IFF Research and London Economics. The study is vital to obtaining an accurate picture of the childcare and early years sector.

You may have recently taken part in short surveys for the Department for Education, and we thank you for your time if so. This survey covers a broader range of topics to allow us to gather detailed and up-to-date evidence about the early years sector. Your response will help us to understand the effects of Government policies and changes to the sector over time.

We know your time is precious, and so we have only included questions that we really need to know the answer to. The survey will take you around [IF PROVTYPE = 3: 20-minutes; IF PROVTYPE = 1 or 2: 25-minutes] to complete and we hope that you will be able to take part.

Please visit
<survey link>

Type the above address exactly as shown into the address bar of your web browser

Enter your access code
<AccessCode>

Enter your unique access code and complete your questionnaire online



Make your voice heard by Government

Since 1998, this survey has helped the Government to understand the different types of early years provision and to understand the impact of policy changes on the sector. Last year over 10,000 childcare providers completed the main survey. Your input will help to inform childcare and early years policy, to support the sector to deliver well.



Take part when and how you prefer

Complete the survey online at a time that works for you. If you are unable to complete the survey online, an IFF interviewer will call you to complete the survey on the phone. If you do not want to take part, let the interviewer know when they call. We have included a preparation sheet with this letter. It tells you the types of questions you will be asked, including things you may need to look up in advance.



Any questions?

Some frequently asked questions are listed on the back of this letter. For further information, or if you would prefer not to be contacted again about this research, please email childcareproviders@iffresearch.com or call us free on 08081699375. If you would like to contact DfE about this research, please email EY_analysisandresearch@education.gov.uk

John Carlin

John Carlin
Childcare Markets and Demand Research
Department for Education

Lorna Adams

Lorna Adams
Research Director
IFF Research

• Sample Selection

- Providers are selected based on type and region. Access codes are provided. A series of follow-up reminders are sent.

- There are two survey types: Short and long.

Table 4.1. Main SCEYP fieldwork and communication dates

Communication	Sent out
Ministerial letter (for SBPs only)	17th April 2023
Invitation letter	17th April 2023
Email invitation	3rd May 2023
Postcard nudge (to those without an email address)	3rd May 2023
Reminder email and SMS 1	10th May 2023
Reminder letter 1	15th May 2023
Reminder email and SMS 2	22nd May 2023
Reminder email and SMS 3	5th June 2023
Reminder email and SMS 4	26th June 2023

Data is collected in the following areas.

Section 1 - Number of childcare providers and their characteristics

[Show](#)

Section 2 - Number of childcare places

[Show](#)

Section 3 - Childminders

[Show](#)

Section 4 - Workforce: number of staff and staff turnover

[Show](#)

Section 5 - Workforce: staff qualifications and characteristics

[Show](#)

Section 6 - Staff-child ratios

[Show](#)

Section 7 - Overview of provider finances

[Show](#)

Section 8 - Funded entitlements and tax-free childcare

[Show](#)

Section 9 - Special Educational Needs and Disabilities

[Show](#)

Section 10 - Provider fees and funding rates

[Show](#)

Headline facts and figures - 2023

Total estimated number of childcare providers in England with at least one child aged 0-4 registered with them

56,300

There were an estimated 59,400 childcare providers in 2022.

Total estimated number of registered childcare places in England

1,558,100

There were an estimated 1,543,000 registered childcare places in 2022.

Total estimated number of paid childcare staff

347,300

There were an estimated 334,400 paid childcare staff in 2022.

Mean hourly parent-paid fee charged by providers for children aged under 2

£6.05

In 2022, the mean hourly fee was £5.68.

Mean hourly parent-paid fee charged by providers for children aged 2

£6.07

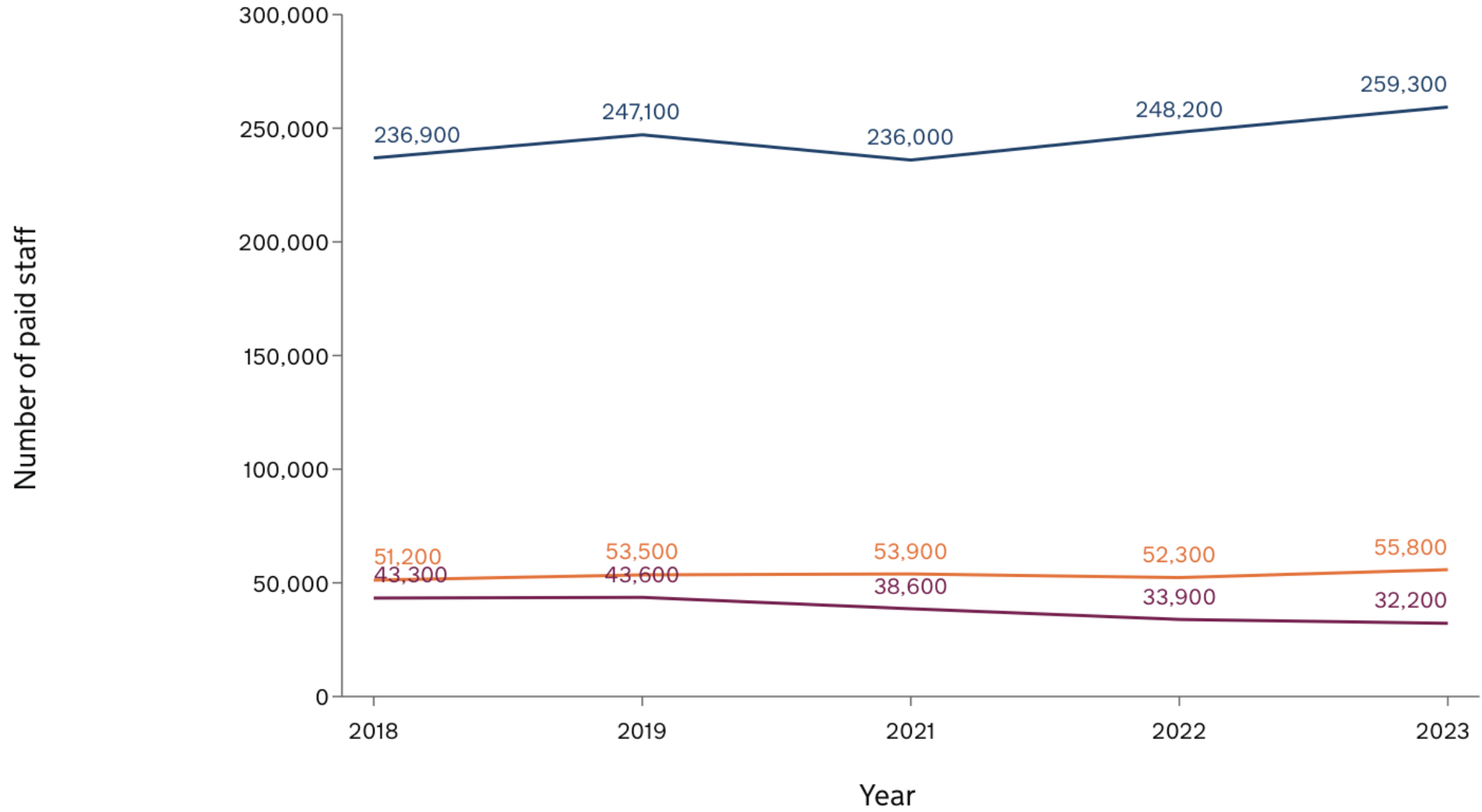
In 2022, the mean hourly fee was £5.72.

Mean hourly parent-paid fee charged by providers for preschool children aged 3 and 4

£5.90

In 2022, the mean hourly fee was £5.60.

Number of paid childcare staff (2018 to 2023)



- Group-based providers
- School-based providers
- Childminding staff

Mean number of paid childcare staff per provider (2018 to 2023)

	2018	2019	2021	2022	2023
Nursery class childcare settings	5	5	5	5	5
Maintained nursery schools	18	19	18	17	18
All school-based providers	6	6	6	5	6
Private group-based providers	12	13	12	13	14
Voluntary group-based providers	9	9	9	9	9
All group-based providers	11	11	11	11	12

Footnotes

1. Includes temporary staff but excludes volunteer staff and apprentices. Staff that do not work directly with children e.g. administrative staff are excluded.

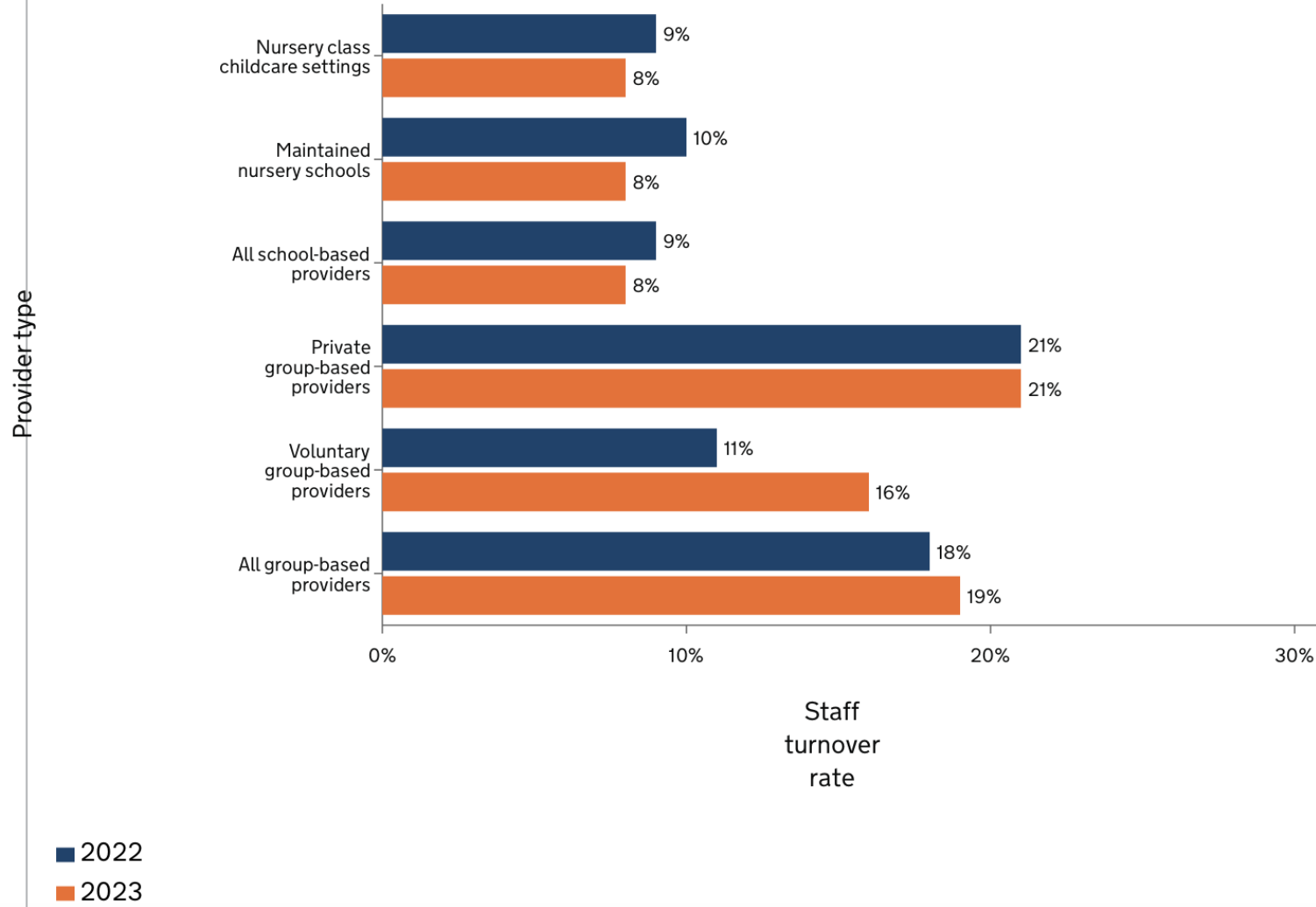
Source: 2023 Survey of Childcare and Early Years Providers

Explore and edit this data online

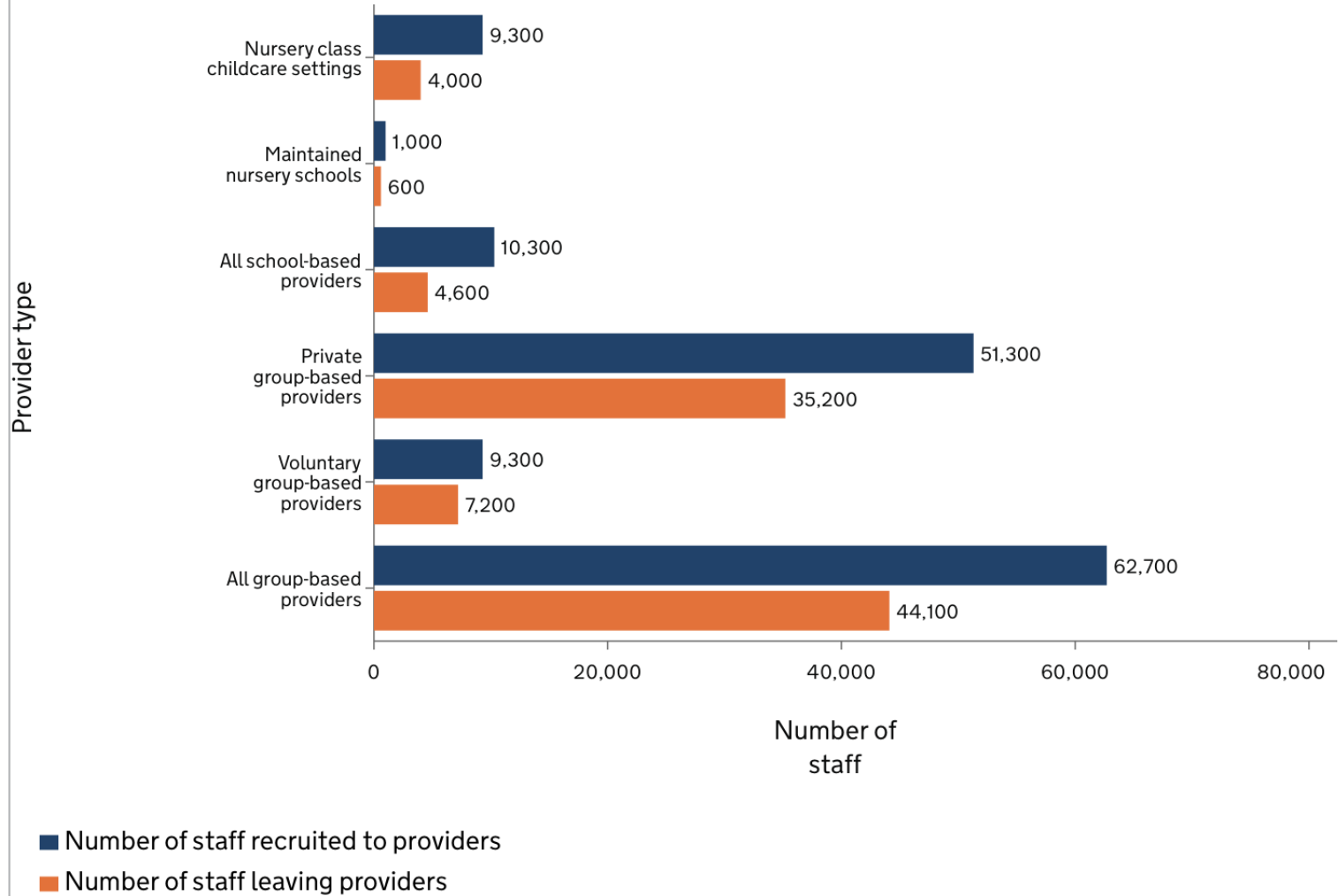
Use our table tool to explore this data.

[Explore data](#)

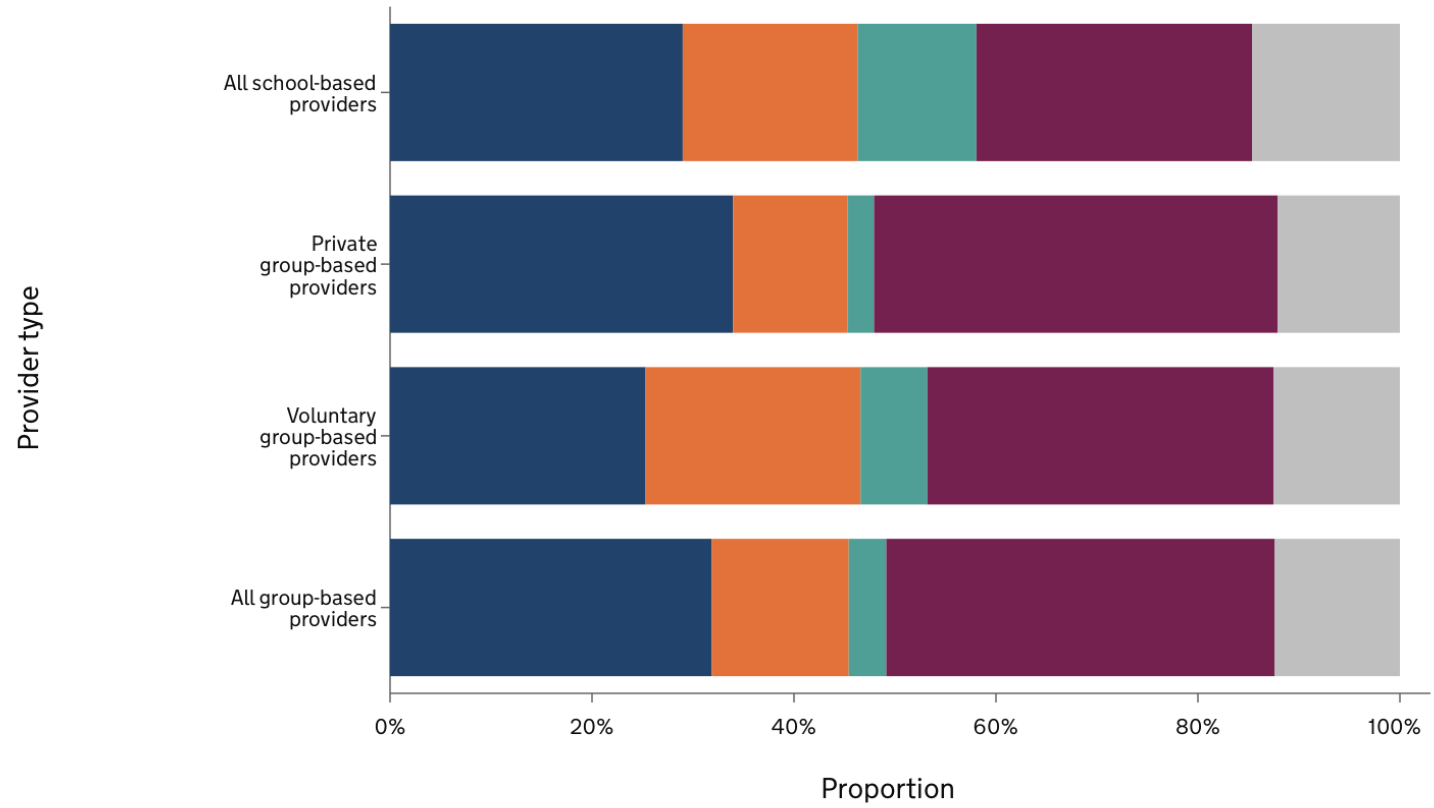
Turnover rates for paid childcare staff (2022 and 2023)



Number of paid childcare staff recruited to and leaving providers (2023)

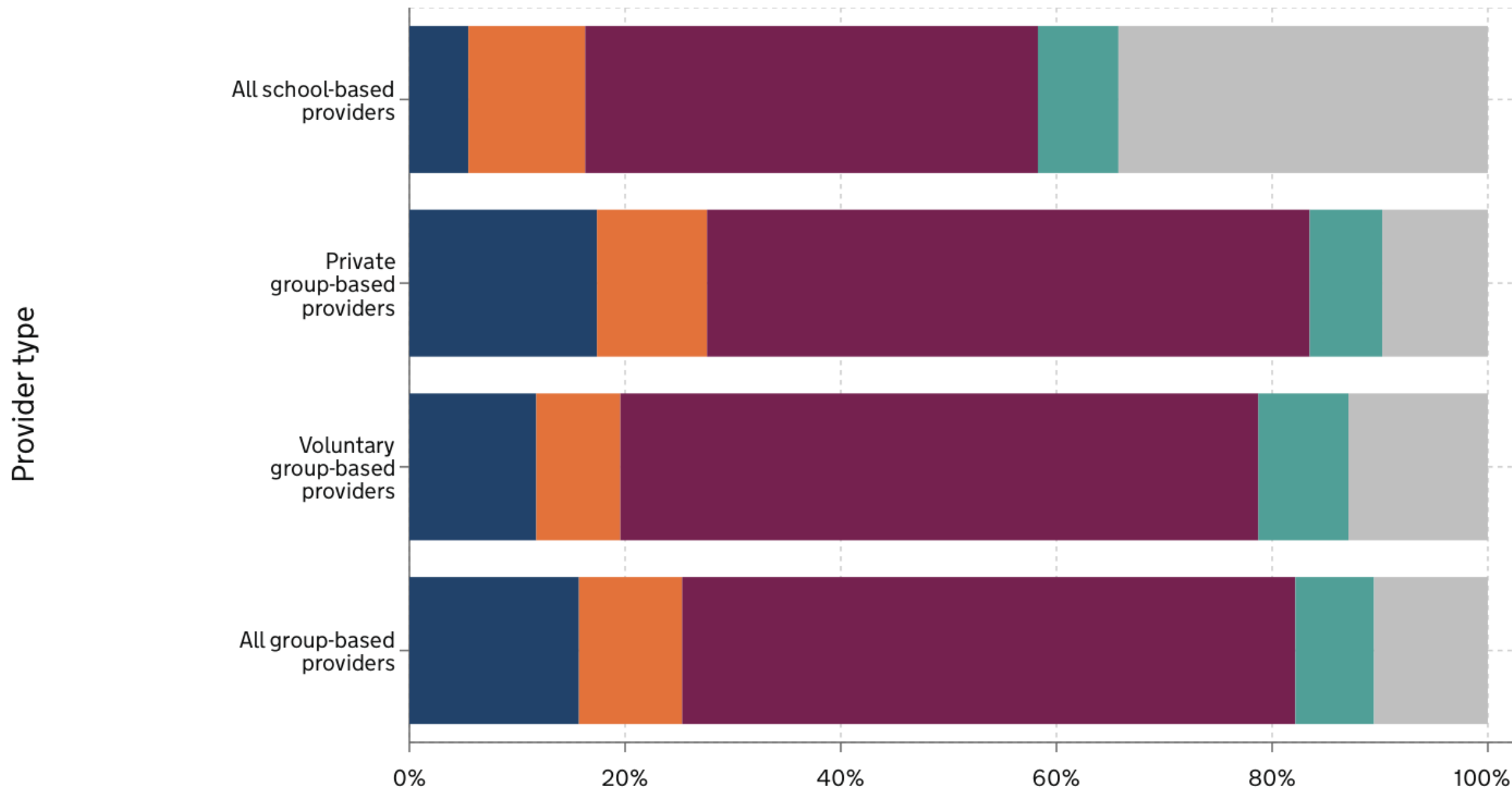


Proportion of paid childcare staff leaving in the last 12 months by destination (2023)

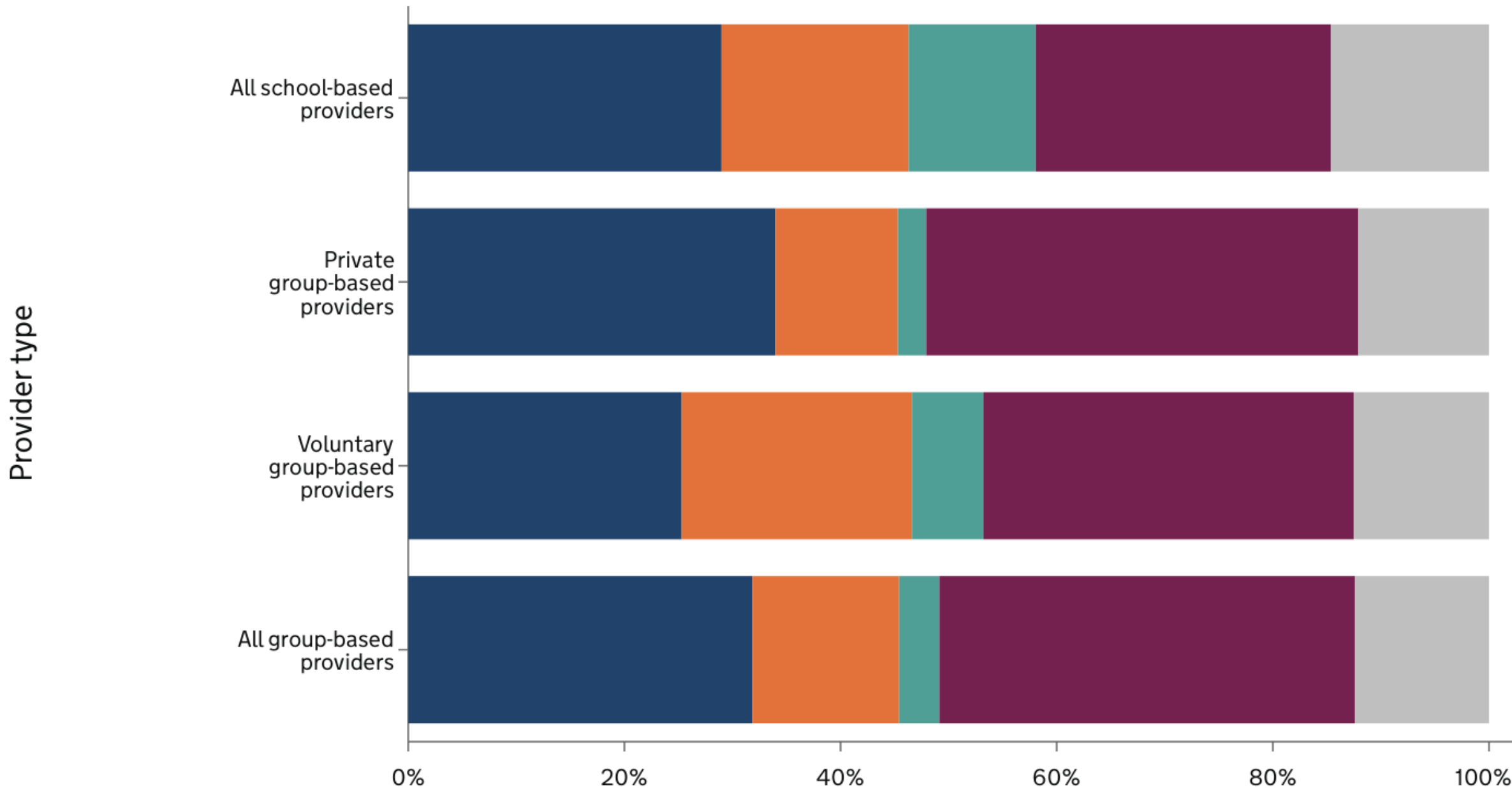


- Another childcare provider
- School setting with children of school age
- Retirement
- Work outside of childcare
- Other

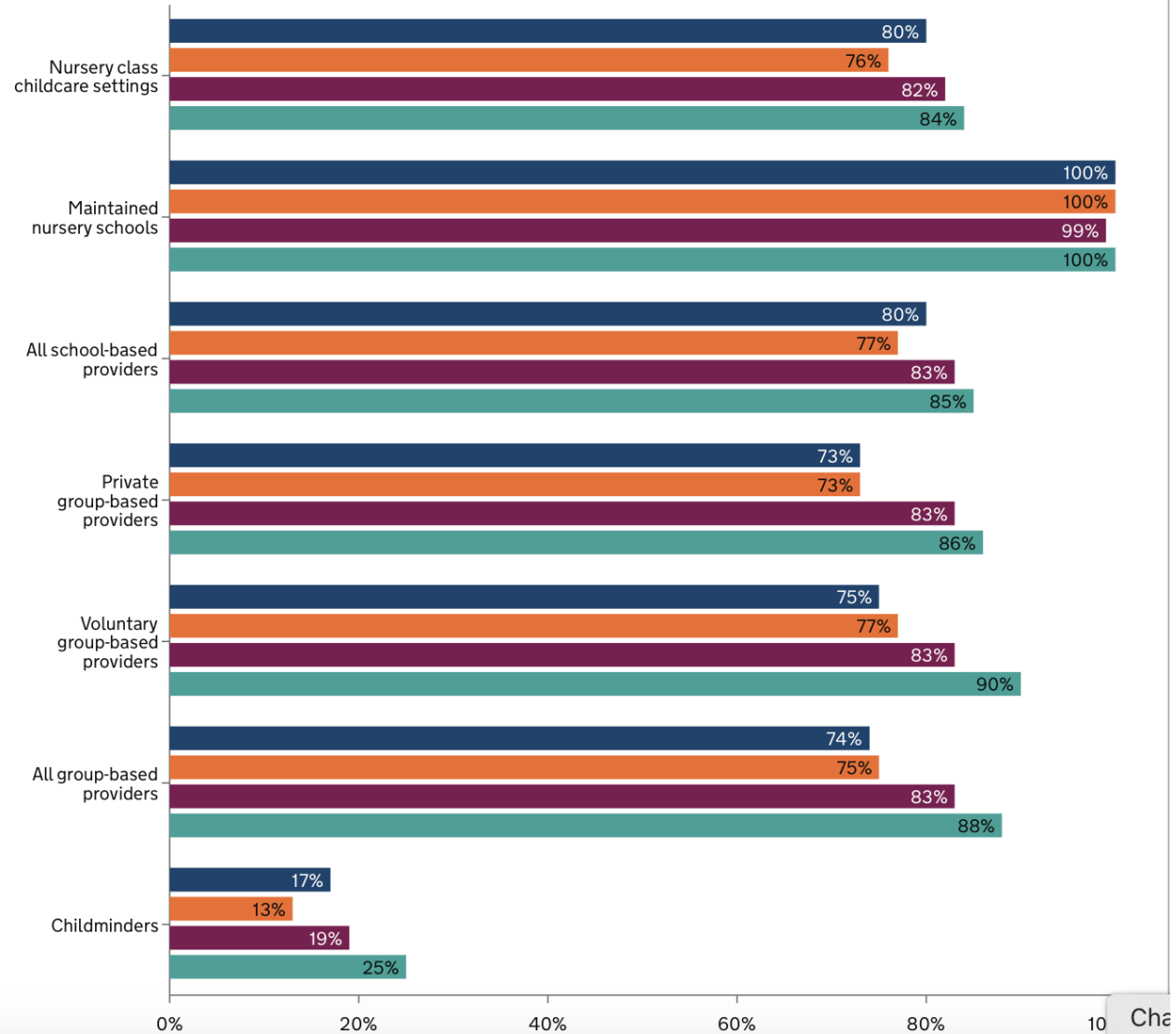
Proportion of paid childcare staff leaving in the last 12 months by highest level of qualification (2023)



Proportion of paid childcare staff leaving in the last 12 months by destination (2023)



Proportion of providers caring for at least one child with SEND (2019 to 2023)



Follow up

- Explore existing platforms i.e. Sault Ste Marie Innovation Centres
- Receive web quotes
- Follow up with CWELCC data collection progress

